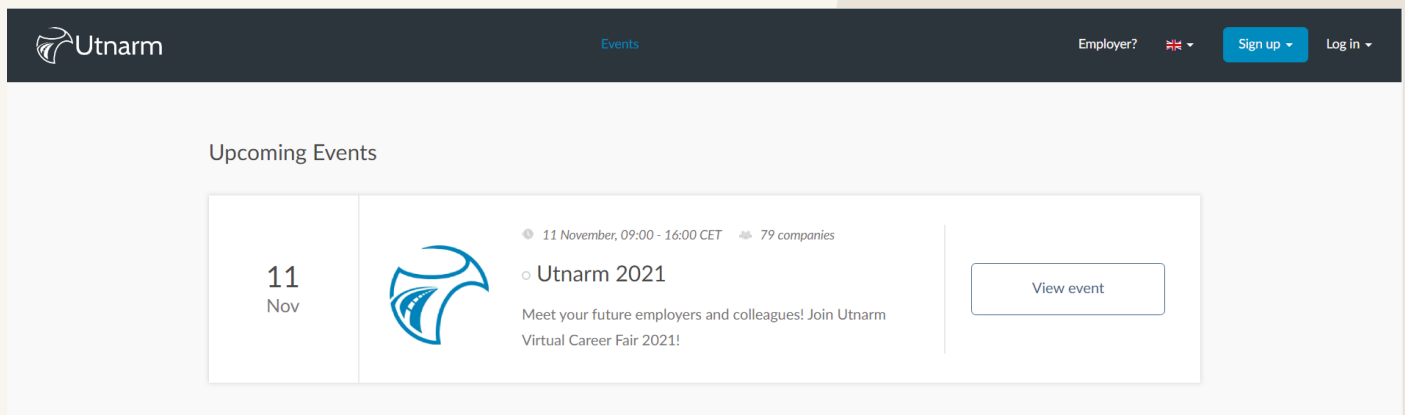
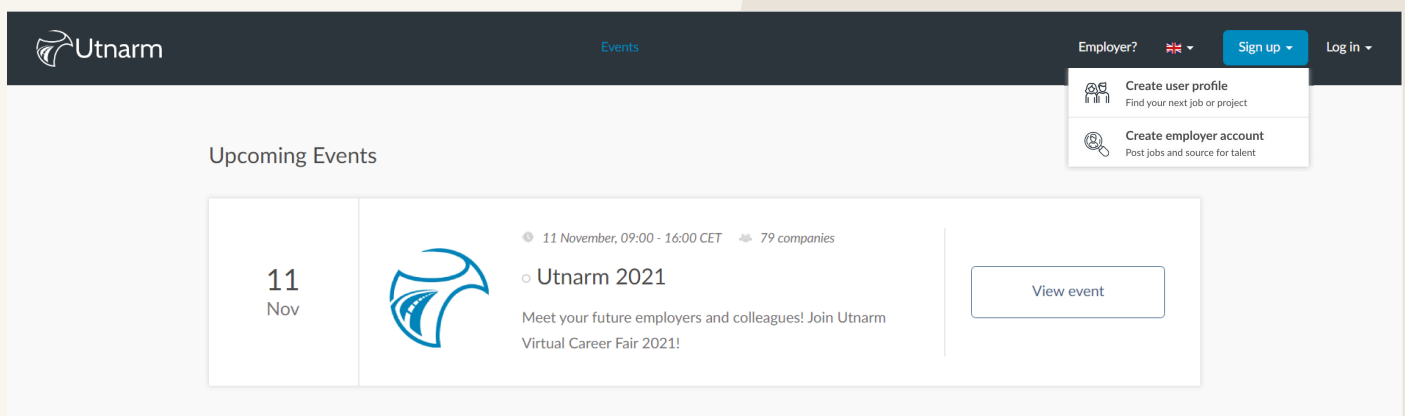


Utnarm Virtual Fair Guide

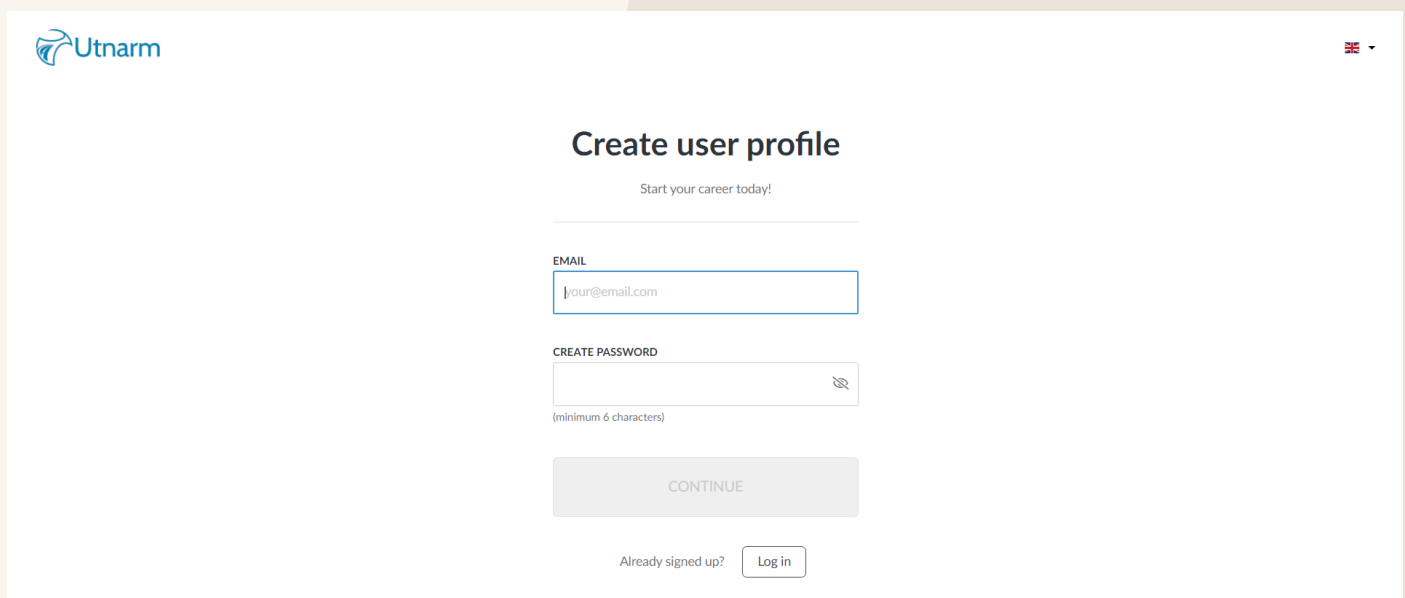
1. Utnarm will be held virtually at <https://fair.utnarm.se/> in collaboration with Graduateland. Once you visit the link, you will be greeted with this page.



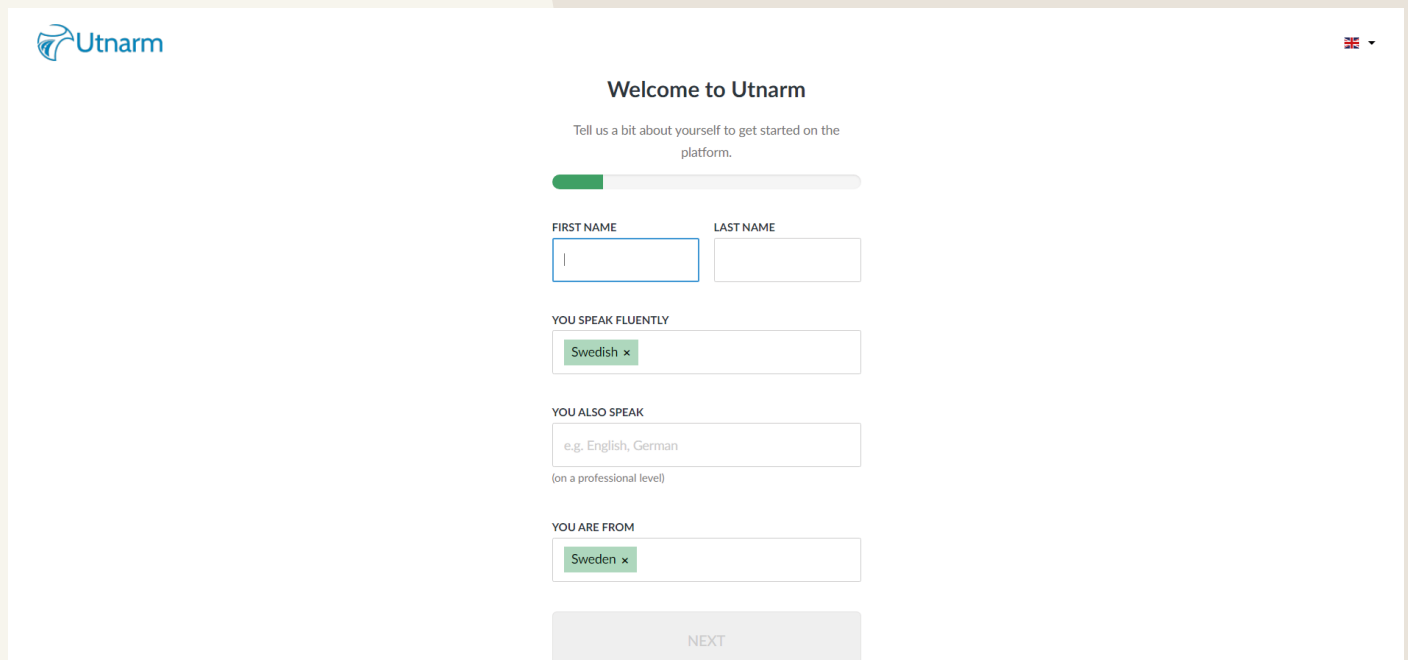
2. First, you will need to create a profile by clicking on the 'Sign Up' button in the upper right corner.



3. You will be asked to enter an email address and password. Remember to use your UU email address ending with “@student.uu.se” that you regularly check to not miss important notifications related to the fair! You can also change the language from the button at the top-right corner.



4. You will reach this page next. Fill in your details. Remember, the more, the better! If you cannot fill in all the information while signing up, you can always access this later to fill in the remaining details.



Welcome to Utnarm

Tell us a bit about yourself to get started on the platform.

FIRST NAME LAST NAME

YOU SPEAK FLUENTLY

Swedish x

YOU ALSO SPEAK

e.g. English, German

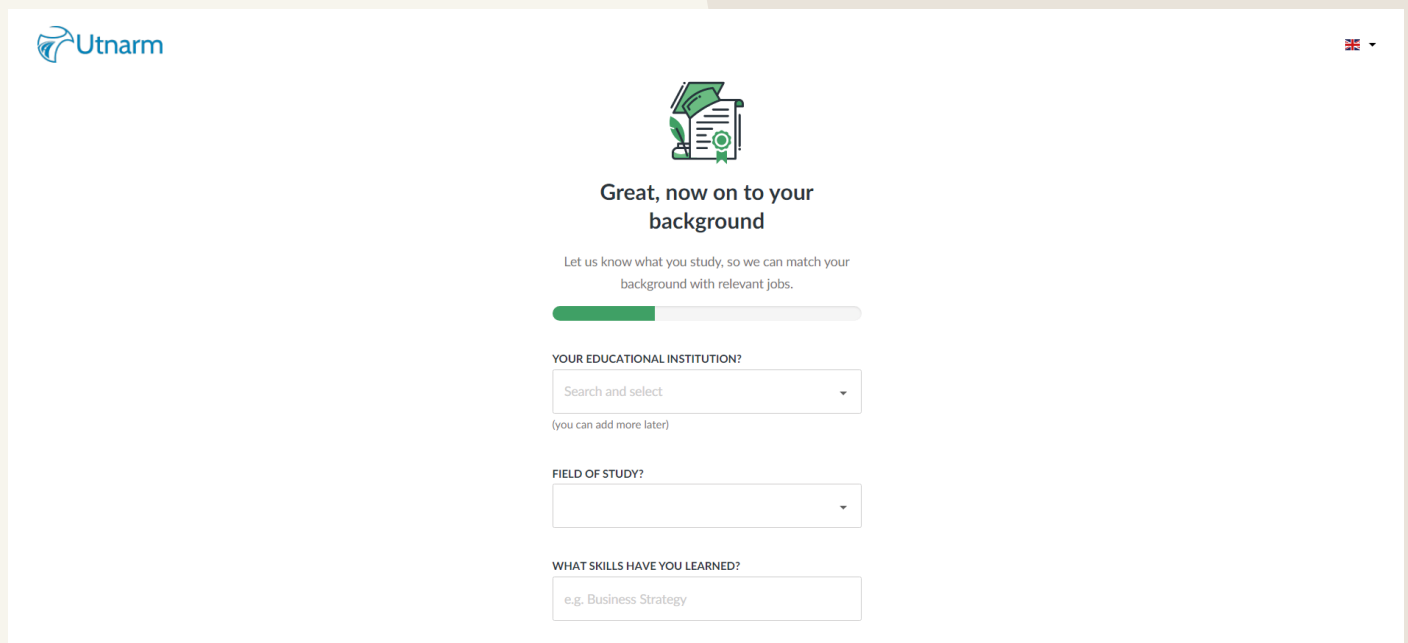
(on a professional level)

YOU ARE FROM

Sweden x

NEXT

5. Next, you will be asked to fill in more details about your education background, skills, and graduation. You can easily find the program you're studying at Uppsala University after you input UU as Education Institution and select which faculty your program belongs to. Don't forget to add in all the skills you've learned so far!



Great, now on to your background

Let us know what you study, so we can match your background with relevant jobs.

YOUR EDUCATIONAL INSTITUTION?

Search and select

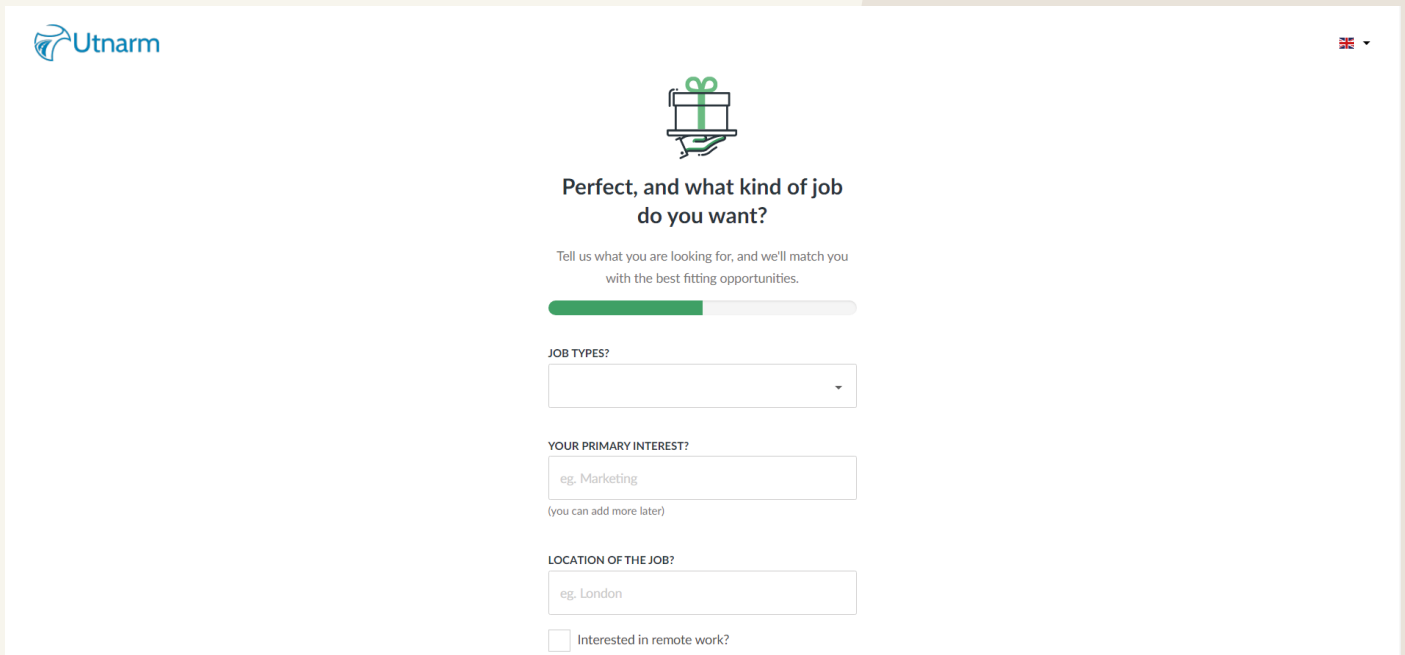
(you can add more later)

FIELD OF STUDY?

WHAT SKILLS HAVE YOU LEARNED?

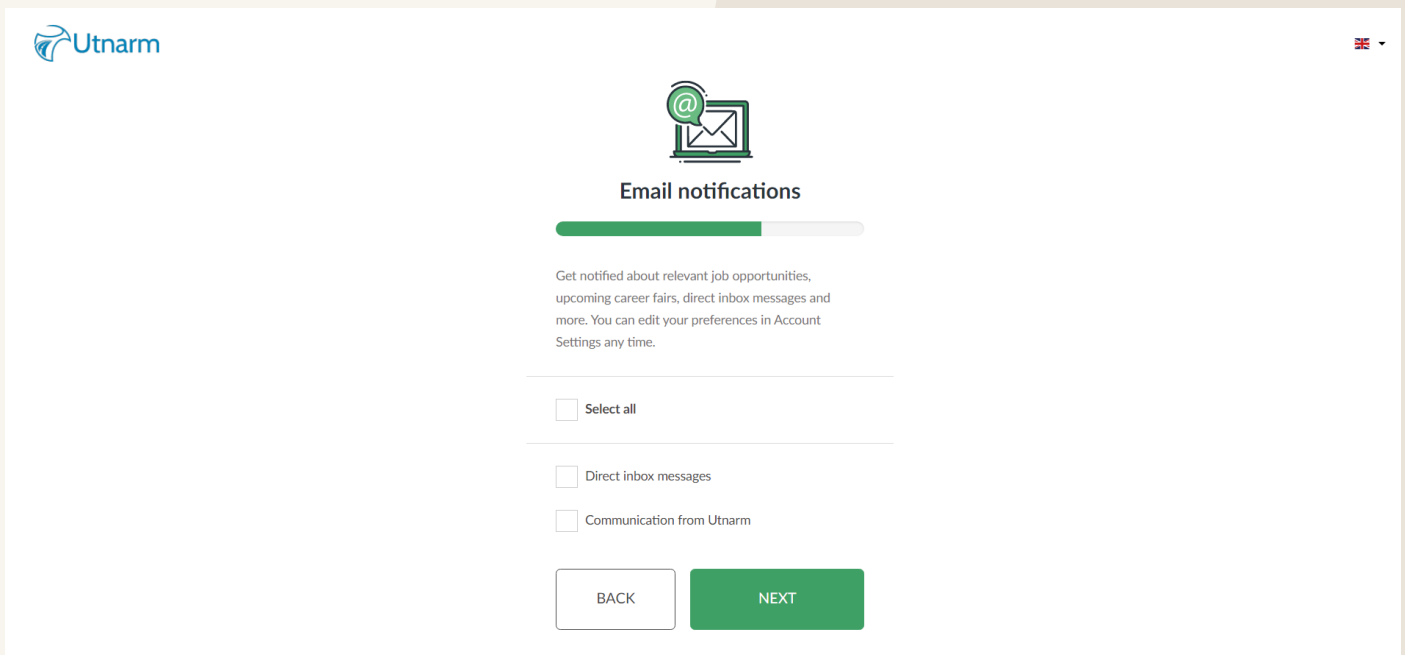
e.g. Business Strategy

6. Now it's time to fill in details about the kind of job/opportunity you're looking for at the fair!



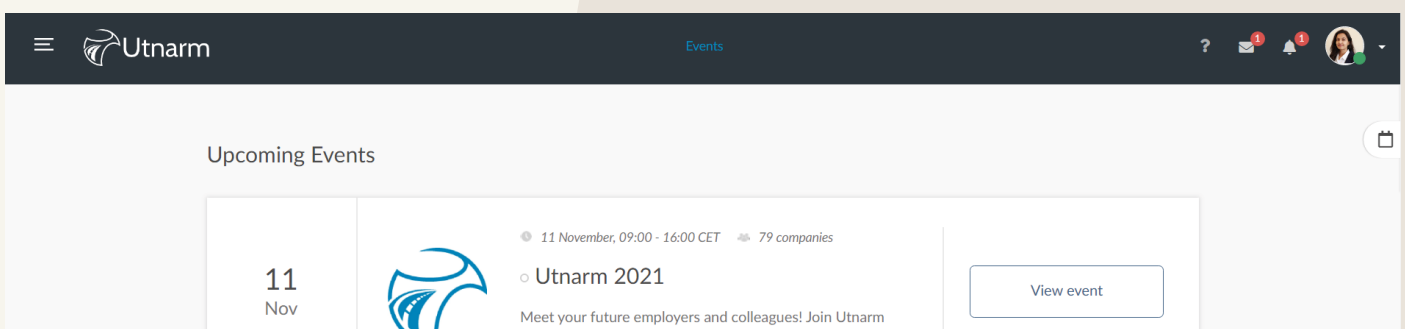
The screenshot shows the Utnarm website's profile setup page. At the top left is the Utnarm logo, and at the top right is a language dropdown menu. The main heading is 'Perfect, and what kind of job do you want?' with a gift icon. Below the heading is a progress bar and a sub-heading: 'Tell us what you are looking for, and we'll match you with the best fitting opportunities.' The form includes a 'JOB TYPES?' dropdown menu, a 'YOUR PRIMARY INTEREST?' text input field with the example 'eg. Marketing' and a note '(you can add more later)', a 'LOCATION OF THE JOB?' text input field with the example 'eg. London', and a checkbox labeled 'Interested in remote work?'.

7. You can then select if you'd like to get notified to your email address regarding relevant job opportunities, inbox messages, and more. You can also edit in your preference later in Account Settings.



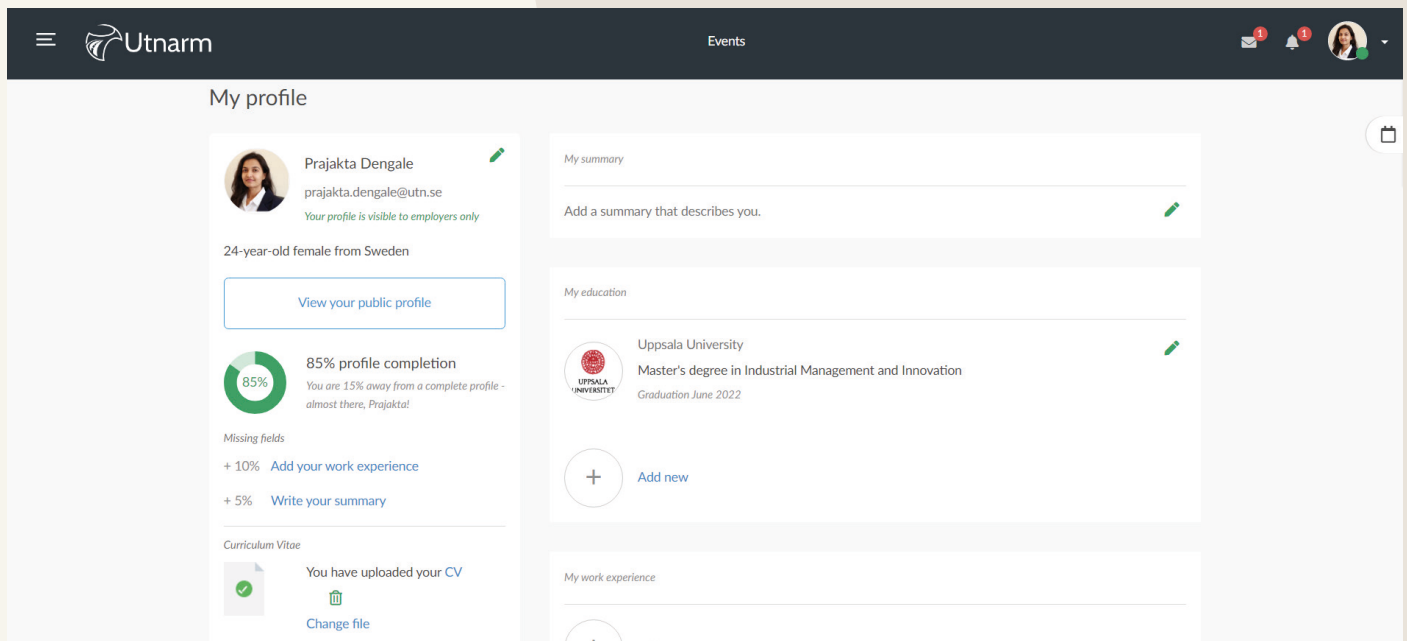
The screenshot shows the Utnarm website's 'Email notifications' settings page. At the top left is the Utnarm logo, and at the top right is a language dropdown menu. The main heading is 'Email notifications' with an email icon. Below the heading is a progress bar and a sub-heading: 'Get notified about relevant job opportunities, upcoming career fairs, direct inbox messages and more. You can edit your preferences in Account Settings any time.' The form includes a 'Select all' checkbox, a 'Direct inbox messages' checkbox, and a 'Communication from Utnarm' checkbox. At the bottom are two buttons: 'BACK' and 'NEXT'.

8. After agreeing to Utnarm's Terms & Conditions and Privacy Policy, you are all set to join us at the fair! You can access your profile by clicking on your face in the top-right corner.



The screenshot shows the Utnarm website's 'Upcoming Events' section. At the top left is the Utnarm logo, and at the top right is a navigation bar with a search icon, a language dropdown menu, and a user profile icon. The main heading is 'Upcoming Events'. Below the heading is a list of events. The first event is 'Utnarm 2021' on '11 November, 09:00 - 16:00 CET' with '79 companies'. The event description is 'Meet your future employers and colleagues! Join Utnarm'. There is a 'View event' button next to the event.

9. Here, you can continue filling your profile.



My profile

Prajakta Dengale
prajakta.dengale@utn.se
Your profile is visible to employers only

24-year-old female from Sweden

[View your public profile](#)

85% profile completion
You are 15% away from a complete profile - almost there, Prajakta!

Missing fields

- + 10% Add your work experience
- + 5% Write your summary

Curriculum Vitae

You have uploaded your CV
[Change file](#)

My summary

Add a summary that describes you.

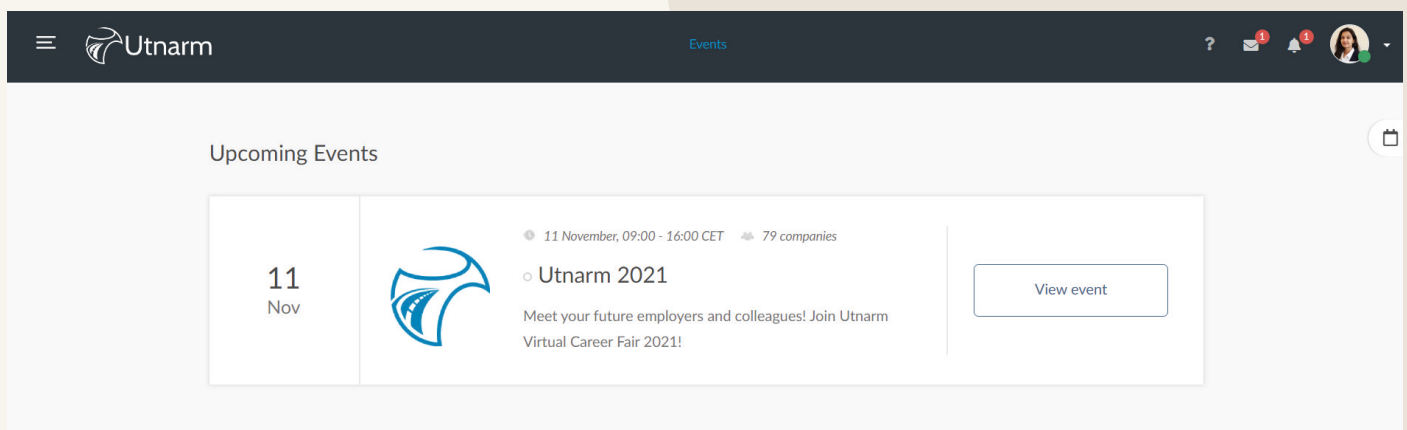
My education

Uppsala University
Master's degree in Industrial Management and Innovation
Graduation June 2022

[Add new](#)

My work experience

10. The next and final step is to sign up for Utnarm! Click on 'Events' at the top-middle and you will see the event as below:



Upcoming Events

11 Nov

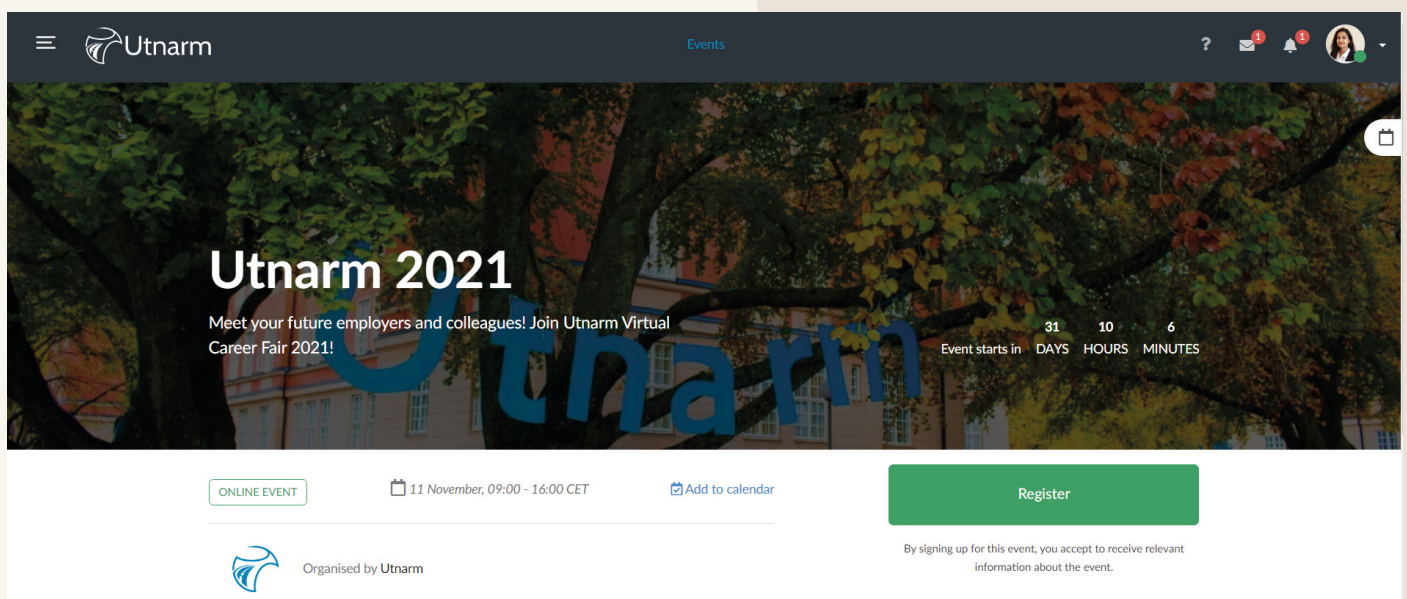
11 November, 09:00 - 16:00 CET 79 companies

Utnarm 2021

Meet your future employers and colleagues! Join Utnarm Virtual Career Fair 2021!

[View event](#)

11. Click on the green button that says 'Register'.



Utnarm 2021

Meet your future employers and colleagues! Join Utnarm Virtual Career Fair 2021!

Event starts in 31 DAYS 10 HOURS 6 MINUTES

[ONLINE EVENT](#) [11 November, 09:00 - 16:00 CET](#) [Add to calendar](#) [Register](#)

Organised by Utnarm

By signing up for this event, you accept to receive relevant information about the event.

Congratulations! You are now registered for Utnarm 2021, from October 30th you can browse the stalls, sign up for scheduled meetings and much more. Come back on November 11th for the virtual fair, to live chat with companies and find inspiration for your future ventures!